

MAHOGANY PHASES 108 & 109

Estate Homes




Context Map Legend

-  SHAW CABLE PEDESTAL
-  TELUS PEDESTAL
-  TELUS SERVICE VAULT
-  TELUS CABINET
-  STREETLIGHT
-  CITY ELECTRIC TRANSFORMER
-  ELECTRIC OR SHAW PULL BOX
-  ELECTRIC SWITCH CUBICLE
-  FIRE HYDRANT





Lot Types

- L** LEVEL LOT
(<1.0M FRONT TO BACK GRADING)
- W** WALKOUT BASEMENT LOT
(>1.9M FRONT TO BACK GRADING)
- SB** SUNSHINE BASEMENT LOT
(1.0M - 1.9M FRONT TO BACK GRADING)
- WS** WALKOUT SPLIT LOT
(<1.9M FRONT TO BACK GRADING ON ONLY ONE SIDE OF LOT)
- BF** BACK TO FRONT SLOPING LOT
(1.0M - 1.9M BACK TO FRONT GRADING)

Architectural Requirements

-  LEVEL ONE REAR ELEVATION
-  LEVEL TWO REAR ELEVATION
-  LEVEL THREE REAR ELEVATION

Availability

-  AVAILABLE
-  SPEC HOME AVAILABLE
-  SOLD
-  SHOW HOME



*The developer reserves the right to make modifications and changes to plans, features, specifications and amenities, which are subject to change without notice. All illustrations and renderings are artist's concept only, and are not to scale. E.&O.E. (BMAG-0194) July 2024